

Ultrasonic Thickness Gauges

TI-45NA/45BA/45CA



TI-45NA



Options

▶ Attachment for measuring pipes (Equipment for standard probe)
* Picture : Attachment with standard probe



TI-P01A Attachment



Probe type 10Z6NDT-A for TI-45CA

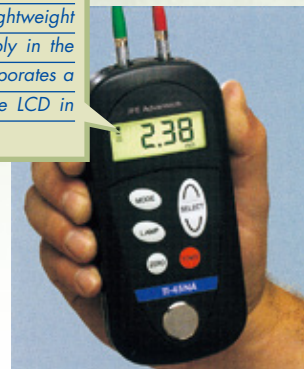
Probe for narrow and small measuring points
Probe type 10Z6NDT-A can work with only TI-45CA

The new Ultrasonic Wall Thickness Gauges TI-45NA, TI-45BA & TI-45CA accurately measure wall thickness of all metals, ceramics, glass and most rigid plastics

Features

- Resolution of 0.01 mm
- Extremely compact & lightweight
- Switch-selectable units - mm or inches
- Built-in calibration test plate
- Quick display update with last reading retained on the display
- Display symbols alert user to poor coupling and low battery conditions

The attractive, ergonomic housing design is extremely compact, lightweight and rugged. It fits comfortably in the palm of your hand and incorporates a back light that illuminates the LCD in poorly lit areas.

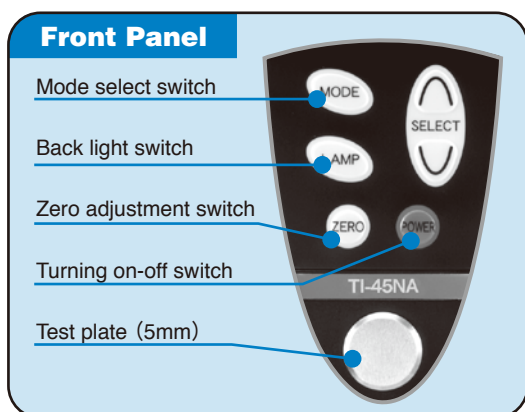
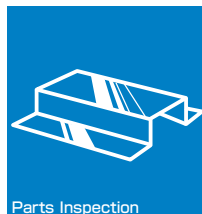


Made in Japan by
JFE Advantech Co., Ltd.
formerly Kawatetsu Advantech Co.,Ltd.

Ultrasonic Thickness Gauges

TI-45NA/TI-45BA/TI-45CA

- Applicable to measure wall thickness and state of corrosion of tanks, pipings, hull plate of ships, and structures.
- Also applicable to product inspection of various materials.
Metals : steel, cast steel, aluminium, copper, brass, titanium, etc.
Non-metallic materials : glass, hard plastics (except acrylic), etc.



Velocity table	
Materials	CL (m/s)
Steel	5920
SUS 304	5790
Glass	5570
Copper	4700
Zinc	4170

TI-45 series Complete Kit

The TI-45 series is supplied as a complete kit with the gauge and wrist strap, probe and cable assembly, 1 bottle of coupling fluid, battery and instruction manual - all supplied in a fitted, hard plastic carrying case.

Specifications	TI-45NA	TI-45BA	TI-45CA
Measuring range in steel & pipe dia	1.00—199.99mm φ27.2 × thickness 1.50mm or more	0.40—15.00mm φ10.5 × thickness 1.50mm or more	0.50—19.00mm φ10.5 × thickness 0.8mm or more
Resolution accuracy*1	±0.05mm or ±0.2%rdg *2		
Probe Diameter (Contact surface Diameter)	5Z10NDT-M (5MHz) φ13.0(φ11.5)mm	10Z10NDT-B (10MHz) φ13.0(φ11.5)mm	10Z6NDT-A (10MHz) φ7.5(φ6.5)mm
Display	4 1/2 - digit LCD display, light with push button illumination		
Display resolution	0.01mm		
Velocity range	1 000m/s to 12 000m/s		
Cable	1m long cable with locking, quick removable connections		
Battery	One AA battery		
Calibration plate	Built-in test piece		
Size	69 (W) × 144 (H) × 30 (D) (mm)		
Weight	Gauge:150g ± 10g, Probe type 5Z10NDT-M:50g ± 10g, Probe type 10Z10NDT-B:50g ± 10g, Probe type 10Z6NDT-A:35g ± 10g		
Temperature	-5°C to 50°C (Ambient Materials)		
Warranty	Gauge:1 year, Probe:6 months		

*1 in case of steel measurement
*2 "rdg" means abbreviation of "reading"

Option

Attachment for measuring pipes and tubes	TI-P01A
Couplant(coupling fluid)	TI-C01

PRECAUTIONS

- The probe surface is fabricated from acrylic resin and care should be placed down for measurements and lifted vertically when complete. Do not slide on surfaces.
- Do not use these gauges where material temperatures exceed 60°C (140°F) as the probe will be damaged. Use the High Temperature Thickness Gauge for these applications.
- Keep the gauge free of dust (especially metal powders, carbon, etc.) as they will damage the PC Board. Use a damp cloth to clean the gauge after use. DO NOT USE CHEMICAL SOLVENTS OF ANY KIND.

*Specifications may be changed without notice due to proceeding improvements.

JFE Advantech Co., Ltd.
formerly Kawatetsu Advantech Co., Ltd.
URL : <http://www.jfe-advantech.co.jp/>

Tokyo Head Office (Overseas Sales)
JFE Kuramae Bldg., 2-17-4, Kuramae Taito-Ku, Tokyo
111-0051, Japan
e-mail: tokyo@jfe-advantech.co.jp Tel. +81-3-5825-5577 Fax. +81-3-5825-5591

Head Office and Main Plant
3-48 Takahata-cho, Nishinomiya-shi, Hyogo Pref.
663-8202 Japan
e-mail: honsha@jfe-advantech.co.jp Tel. +81-798-66-1508 Fax. +81-798-65-7025